



Town of Arnprior
Operations Advisory Committee Agenda
Date: Monday, September 20, 2021
Time: 6:30 p.m.
Location: Via Electronic Participation

1. **Call to Order**
2. **Roll Call**
3. **Land Acknowledgment Statement**
4. **Adoption of Agenda (Additions/ Deletions)**
5. **Disclosures of Pecuniary Interest**
6. **Adoption of Minutes of Previous Meeting(s)**
 - a) **May 17, 2021** (Page 1-4)
7. **Presentations/ Delegations**
 - a) **OPP Statistics**, OPP Inspector, Dawn Ferguson (Page 5-14)
 - b) **Emergency Management Update**, Cory Nicholas, FPPO/Captain (Verbal)
 - c) **Fire Department Report**, Rick Desarmia Fire Chief (Page 15-26)
 - d) **Asset Management Update**, John Steckly, GM, Operations (To be distributed)
8. **Matters Tabled/ Deferred/ Unfinished Business**
9. **Staff Reports**
10. **New Business**
11. **Adjournment**

Please note: Town Hall is following social distancing protocols that have been recommended by the federal and provincial governments to help protect the health and well-being of our community. Please see the Town's [Website](#) to view the live stream. The meeting will be uploaded to YouTube for future viewing.

The agenda is made available in the Clerk's Office at the Town Hall, 105 Elgin Street West, Arnprior and on the Town's [Website](#). Persons wishing to receive a print item on the agenda by email, fax, or picked up by hand may request a copy by contacting the Clerk's Office at 613-623-4231 ext. 1818. The Agenda and Agenda items will be prepared in an accessible format upon request.

Full Distribution: Council, C.A.O., Managers and Town Administrative Staff

E-mail to: Metroland Media; Oldies 107.7/My Broadcasting Corporation; Valley Heritage Radio; Ottawa Valley Business



**Minutes of Operations Advisory Committee Meeting
May 17, 2021
6:30 PM
Electronic Participation – Via Zoom**

Committee and Staff Attendance

Committee Members Present:

Chair Dan Lynch
Vice Chair Chris Toner
Philip MacLeod, Committee Member
John Shane, Committee Member

Committee Members Absent:

David Coreau, Committee Member
Emily Laprade, Committee Member

Town Staff Present:

Kaila Zamojski, Deputy Clerk
John Steckly, General Manager, Operations
Jeff Crawford, Fire Chief
Cory Nicholas, Fire Prevention/Protection
Officer/ Captain

1. Call to Order

Chair Dan Lynch called the Operations Advisory Committee meeting to order at 6:30 PM and welcomed those present.

2. Roll Call

The roll was called, with all Members of the Committee being present, except

3. Adoption of Agenda

Resolution No. 010-21

Moved by John Shane

Seconded by Phil MacLeod

Be It Resolved That the agenda for the Operations Advisory Committee Meeting of dated Monday, May 17, 2021, be adopted.

Resolution Carried

4. Disclosures of Pecuniary Interest

None

5. Adoption of Minutes of Previous Meeting(s)

Resolution No. 011-21

Moved by Chris Toner

Seconded by John Shane

That the Operations Advisory Committee approve of the minutes listed under item no. 5(a) on the Agenda (Operations Advisory Committee – March 15, 2021).

Resolution Carried

6. Presentations/ Delegations

a) OPP Statistical Report – OPP Inspector (not present at this meeting)

Resolution No. 012-21

Moved by Phil MacLeod

Seconded by Chris Toner

That the Operations Advisory Committee receive the OPP Statistical Report as information.

Resolution Carried

OPP Inspector Ferguson was not able to attend the meeting this evening. Chair Dan Lynch noted that if the Committee Members had any questions to please let the Deputy Clerk know and she would pass these on to the inspector.

Discussion ensued among Committee Members, with the following being a summary of the comments received:

- Vice Chair Toner provided an update to Committee Members on the Opioid Crises, as the Renfrew County and District Health Unit has issued a notice about the increasing number of overdoses in Renfrew County. This is a huge issue, and Vice Chair Toner noted he would be sending the news release to the OPP Inspector this evening.
- Chair Dan Lynch noted he would look at requesting statistics of opioids in the Arnprior community from the Health Unit, to provide to this committee.

Resolution No. 013-21

Moved by Chris Toner

Seconded by Phil MacLeod

That OPP be requested to provide ongoing information on the opioid crisis, for municipalities in the County of Renfrew.

Resolution Carried

b) Emergency Management: Second Quarter – Fire Prevention/Protection Officer/ Captain

Resolution No. 014-21

Moved by John Shane

Seconded by Phil MacLeod

That the Operations Advisory Committee, at their meeting held on May 17, 2021, acting in the capacity of the Town's Emergency Management Program Committee has reviewed the progress of emergency management program objectives for 2021 and supports the program direction as presented.

Resolution Carried

The Fire Prevention/ Protection Officer/ Captain reviewed the Emergency Management: Second Quarter presentation and responded to questions.

c) Fire Department Report – Fire Chief

Resolution No. 015-21

Moved by Phil MacLeod

Seconded by John Shane

That the Operations Advisory Committee receive the Fire Department Report as information.

Resolution Carried

The Fire Chief provided an overview of the Fire Department Report presentation, and responded to questions.

Committee Members congratulated the Fire Chief on his retirement

d) 2021 Capital Budget Overview and Update – General Manager, Operations

Resolution No. 016-21

Moved by Chris Toner

Seconded by Phil MacLeod

That the Operations Advisory Committee receive this presentation as information.

Resolution Carried

Discussion ensued among Committee Members, with the following being a summary of the comments received:

- The General Manager, Operations noted there are plans to link the sidewalk on James Street to the parking lot and main entrance at the Nick Smith Centre.
- Concern with cars speeding on newly paved roadways, in subdivisions.
- Discussion on disposal of surplus equipment and the process followed.
- ATV speeding issues on James and Thomas Street, noting that By-law Enforcement, the Algonquin Trail Committee and OPP are monitoring the trails and areas of Town.
- Discussion on the Edey and Daniel Street Intersection.
- Discussion on the water tower project, noting the process and timelines.
- Noting the new bicycle repair stations, near the Algonquin Trail and one near the Library at Daniel and Madawaska.

7. Matters Tabled/ Deferred/ Unfinished Business

None

8. Staff Reports

None

9. New Business**a) Dog Park**

Chair Dan Lynch noted that the two other Advisory Committees received a report on the Dog Park, and this Committee did not. Chair Dan Lynch requested Committee Members to provide their feedback on whether or not they were in favour of a Dog Park in Arnprior.

Discussion ensued among Committee Members, resulting in the following motion:

Resolution No. 017-21

Moved by John Shane

Seconded by Phil MacLeod

That the Operation Advisory Committee is in favour of a dog park as long as it is in a suitable location.

Resolution Carried

10. Adjournment

Resolution No. 018-21

Moved by John Shane

Seconded by Phil MacLeod

That this meeting of Council be adjourned at 7:47 pm.

Resolution Carried

2020-2022 STRATEGIC PLAN

Priorities and Commitments



OUR PEOPLE

A healthy and resilient OPP

We will strive to support all members in achieving their professional and personal best.

OUR WORK

A responsive and evolving OPP

We will empower our members to ensure the best possible policing services are delivered to Ontarians.

OUR COMMUNITIES

A collaborative and progressive OPP

We will partner and build relationships with a shared vision for safety and well-being.



Calls For Service (CFS) Billing Summary Report

Arnprior January to September - 2021

Billing Categories (Billing categories below do not match traditional crime groupings)		2021				2020			
		January to September	Year to Date	Time Standard	Year To Date Weighted Hours	January to September	Year to Date	Time Standard	Year To Date Weighted Hours
Violent Criminal Code	Sexual Assault	4	4	16.0	64.0	9	9	16.0	144.0
	Sexual Interference	0	0		0.0	2	2	16.0	32.0
	Aggravated Assault-Level 3	0	0		0.0	1	1	16.0	16.0
	Assault With Weapon or Causing Bodily Harm-Level 2	2	2	16.0	32.0	1	1	16.0	16.0
	Assault-Level 1	21	21	16.0	336.0	25	25	16.0	400.0
	Assault Peace Officer	4	4	16.0	64.0	0	0		0.0
	Forcible confinement	1	1	16.0	16.0	0	0		0.0
	Robbery, With Threat of Violence	1	1	16.0	16.0	1	1	16.0	16.0
	Robbery - Other	1	1	16.0	16.0	0	0		0.0
	Criminal Harassment	10	10	16.0	160.0	3	3	16.0	48.0
	Indecent/Harassing Communications	3	3	16.0	48.0	4	4	16.0	64.0
	Utter Threats -Master code	2	2	16.0	32.0	2	2	16.0	32.0
	Utter Threats to Person	12	12	16.0	192.0	12	12	16.0	192.0
	Utter Threats to Person -Police Officer	0	0		0.0	1	1	16.0	16.0
	Total	61	61	16.0	976.0	61	61	16.0	976.0
Property Crime Violations	Break & Enter	6	6	6.5	39.0	6	6	6.5	39.0
	Theft Over -master code	2	2	6.5	13.0	1	1	6.5	6.5
	Theft Over - Other Theft	2	2	6.5	13.0	0	0		0.0
	Theft FROM Motor Vehicle Over \$5,000	1	1	6.5	6.5	1	1	6.5	6.5
	Theft of Motor Vehicle	2	2	6.5	13.0	1	1	6.5	6.5
	Theft of - Automobile	0	0		0.0	1	1	6.5	6.5
	Theft Under -master code	1	1	6.5	6.5	1	1	6.5	6.5
	Theft Under - Construction Site	2	2	6.5	13.0	0	0		0.0
	Theft under - Bicycles	2	2	6.5	13.0	1	1	6.5	6.5
	Theft under - Building	0	0		0.0	1	1	6.5	6.5
	Theft under - Persons	0	0		0.0	2	2	6.5	13.0
	Theft under - Trailers	3	3	6.5	19.5	0	0		0.0



Calls For Service (CFS) Billing Summary Report

Arnprior January to September - 2021

Billing Categories (Billing categories below do not match traditional crime groupings)		2021				2020			
		January to September	Year to Date	Time Standard	Year To Date Weighted Hours	January to September	Year to Date	Time Standard	Year To Date Weighted Hours
Property Crime Violations	Theft under - Other Theft	14	14	6.5	91.0	11	11	6.5	71.5
	Theft Under - Gasoline Drive-off	25	25	6.5	162.5	20	20	6.5	130.0
	Theft FROM Motor Vehicle Under \$5,000	3	3	6.5	19.5	5	5	6.5	32.5
	Theft Under \$5,000 [SHOPLIFTING]	3	3	6.5	19.5	6	6	6.5	39.0
	Fraud -Master code	5	5	6.5	32.5	1	1	6.5	6.5
	Fraud - Steal/Forge/Poss./ Use Credit Card	1	1	6.5	6.5	0	0		0.0
	Fraud - False Pretence <= \$5,000	3	3	6.5	19.5	2	2	6.5	13.0
	Fraud - Forgery & Uttering	0	0		0.0	3	3	6.5	19.5
	Fraud - Account closed	1	1	6.5	6.5	1	1	6.5	6.5
	Fraud - Fraud through mails	1	1	6.5	6.5	0	0		0.0
	Fraud -Money/ property/security > \$5,000	2	2	6.5	13.0	2	2	6.5	13.0
	Fraud -Money/ property/security <= \$5,000	5	5	6.5	32.5	11	11	6.5	71.5
	Fraud - Welfare benefits	1	1	6.5	6.5	0	0		0.0
	Fraud - Other	7	7	6.5	45.5	13	13	6.5	84.5
	Personation with Intent (fraud)	7	7	6.5	45.5	3	3	6.5	19.5
	Fraud - False Pretence > \$5,000	1	1	6.5	6.5	0	0		0.0
	Identity Fraud	3	3	6.5	19.5	4	4	6.5	26.0
	Mischief - master code	32	32	6.5	208.0	28	28	6.5	182.0
	Mischief [Graffiti - Non Gang Related]	2	2	6.5	13.0	1	1	6.5	6.5
	Interfere with lawful use, enjoyment of property	1	1	6.5	6.5	3	3	6.5	19.5
	Property Damage	9	9	6.5	58.5	6	6	6.5	39.0
	Total	147	147	6.5	955.5	135	135	6.5	877.5
Other Criminal Code Violations (Excluding traffic)	Offensive Weapons-Carry concealed	1	1	7.8	7.8	0	0		0.0
	Offensive Weapons-Other Offensive Weapons	0	0		0.0	1	1	7.8	7.8



Calls For Service (CFS) Billing Summary Report

Arnprior January to September - 2021

Billing Categories (Billing categories below do not match traditional crime groupings)		2021				2020			
		January to September	Year to Date	Time Standard	Year To Date Weighted Hours	January to September	Year to Date	Time Standard	Year To Date Weighted Hours
Other Criminal Code Violations (Excluding traffic)	Offensive Weapons-Other Weapons Offences	3	3	7.8	23.4	0	0		0.0
	Bail Violations - Master code	0	0		0.0	1	1	7.8	7.8
	Bail Violations - Fail To Comply	14	14	7.8	109.2	18	18	7.8	140.4
	Bail Violations - Fail To Appear	0	0		0.0	1	1	7.8	7.8
	Bail Violations - Promise To Appear	0	0		0.0	1	1	7.8	7.8
	Bail Violations - Others	0	0		0.0	1	1	7.8	7.8
	Counterfeit Money - Master code	1	1	7.8	7.8	1	1	7.8	7.8
	Uttering Counterfeit Money	0	0		0.0	2	2	7.8	15.6
	Disturb the Peace	9	9	7.8	70.2	3	3	7.8	23.4
	Child Pornography - Master code	1	1	7.8	7.8	0	0		0.0
	Child Pornography - Other	1	1	7.8	7.8	0	0		0.0
	Obstruct Public Peace Officer	0	0		0.0	2	2	7.8	15.6
	Fail to Attend Court	0	0		0.0	1	1	7.8	7.8
	Breach of Probation	5	5	7.8	39.0	7	7	7.8	54.6
	Offensive Weapons-Careless use of firearms	0	0		0.0	1	1	7.8	7.8
	Utter Threats to damage property	1	1	7.8	7.8	0	0		0.0
	Other Criminal Code * Sec.337 - Sec.352	1	1	7.8	7.8	0	0		0.0
	Animals - Cruelty	1	1	7.8	7.8	0	0		0.0
	Animals - Others	1	1	7.8	7.8	0	0		0.0
	Total	39	39	7.8	304.2	40	40	7.8	312.0
Drug Possession	Possession Cocaine	1	1	6.5	6.5	3	3	6.5	19.5
	Possession Other Controlled Drugs and Substance Act	1	1	6.5	6.5	3	3	6.5	19.5
	Drug related occurrence	3	3	6.5	19.5	4	4	6.5	26.0
	Total	5	5	6.5	32.5	10	10	6.5	65.0
Drugs	Trafficking Cocaine	1	1	45.9	45.9	0	0		0.0
	Total	1	1	45.9	45.9	0	0		0.0
Statutes & Acts	Youth Criminal Justice Act (YCJA)	0	0		0.0	1	1	3.4	3.4



Calls For Service (CFS) Billing Summary Report

Arnprior January to September - 2021

Billing Categories (Billing categories below do not match traditional crime groupings)		2021				2020			
		January to September	Year to Date	Time Standard	Year To Date Weighted Hours	January to September	Year to Date	Time Standard	Year To Date Weighted Hours
Statutes & Acts	Landlord/Tenant	24	24	3.4	81.6	33	33	3.4	112.2
	Mental Health Act	28	28	3.4	95.2	36	36	3.4	122.4
	Mental Health Act - No contact with Police	1	1	3.4	3.4	1	1	3.4	3.4
	Mental Health Act - Attempt Suicide	3	3	3.4	10.2	4	4	3.4	13.6
	Mental Health Act - Threat of Suicide	12	12	3.4	40.8	28	28	3.4	95.2
	Mental Health Act - Voluntary Transport	14	14	3.4	47.6	24	24	3.4	81.6
	Mental Health Act - Placed on Form	3	3	3.4	10.2	6	6	3.4	20.4
	Mental Health Act - Apprehension	6	6	3.4	20.4	0	0		0.0
	Custody Dispute	1	1	3.4	3.4	0	0		0.0
	Trespass To Property Act	21	21	3.4	71.4	16	16	3.4	54.4
	Total	113	113	3.4	384.2	149	149	3.4	506.6
Operational	Animal -Master code	1	1	3.6	3.6	0	0		0.0
	Animal - Left in Vehicle	5	5	3.6	18.0	8	8	3.6	28.8
	Animal Bite	0	0		0.0	1	1	3.6	3.6
	Animal Stray	1	1	3.6	3.6	5	5	3.6	18.0
	Animal Injured	3	3	3.6	10.8	3	3	3.6	10.8
	Animal - Other	1	1	3.6	3.6	4	4	3.6	14.4
	Animal - Dog Owners Liability Act	2	2	3.6	7.2	0	0		0.0
	Domestic Disturbance	74	74	3.6	266.4	71	71	3.6	255.6
	Suspicious Person	48	48	3.6	172.8	67	67	3.6	241.2
	Phone -Nuisance - No Charges Laid	1	1	3.6	3.6	7	7	3.6	25.2
	Phone -Obscene - No Charges Laid	0	0		0.0	1	1	3.6	3.6
	Phone -Other - No Charges Laid	1	1	3.6	3.6	0	0		0.0
	Fire - Building	1	1	3.6	3.6	2	2	3.6	7.2
	Fire - Vehicle	2	2	3.6	7.2	3	3	3.6	10.8
	Fire - Other	0	0		0.0	1	1	3.6	3.6
	Insecure Condition - Master code	4	4	3.6	14.4	2	2	3.6	7.2
	Missing Person under 12	0	0		0.0	1	1	3.6	3.6
	Missing Person 12 & older	2	2	3.6	7.2	7	7	3.6	25.2



Calls For Service (CFS) Billing Summary Report

Arnprior January to September - 2021

Billing Categories (Billing categories below do not match traditional crime groupings)		2021				2020			
		January to September	Year to Date	Time Standard	Year To Date Weighted Hours	January to September	Year to Date	Time Standard	Year To Date Weighted Hours
Operational	Missing Person Located Under 12	1	1	3.6	3.6	2	2	3.6	7.2
	Missing Person Located 12 & older	6	6	3.6	21.6	3	3	3.6	10.8
	Noise Complaint - Master code	48	48	3.6	172.8	39	39	3.6	140.4
	Noise Complaint - Residence	2	2	3.6	7.2	6	6	3.6	21.6
	Noise Complaint - Animal	2	2	3.6	7.2	3	3	3.6	10.8
	Noise Complaint - Others	4	4	3.6	14.4	0	0		0.0
	Accident - non-MVC -Commercial	0	0		0.0	1	1	3.6	3.6
	Found Property - Master code	28	28	3.6	100.8	24	24	3.6	86.4
	Found-Personal Accessories	1	1	3.6	3.6	1	1	3.6	3.6
	Found-Household Property	0	0		0.0	1	1	3.6	3.6
	Lost Property - Master code	8	8	3.6	28.8	6	6	3.6	21.6
	Lost License Plate	0	0		0.0	1	1	3.6	3.6
	Lost Disabled Parking Permit	0	0		0.0	1	1	3.6	3.6
	Lost-Personal Accessories	4	4	3.6	14.4	3	3	3.6	10.8
	Lost-Radio,TV,Sound-Reprod. Equip.	1	1	3.6	3.6	1	1	3.6	3.6
	Lost-Others	4	4	3.6	14.4	1	1	3.6	3.6
	Sudden Death - Natural Causes	6	6	3.6	21.6	12	12	3.6	43.2
	Sudden Death - Others	2	2	3.6	7.2	2	2	3.6	7.2
	Sudden Death - Apparent Overdose-Overdose	1	1	3.6	3.6	0	0		0.0
	Suspicious Vehicle	18	18	3.6	64.8	25	25	3.6	90.0
	Trouble with Youth	64	64	3.6	230.4	42	42	3.6	151.2
	Unwanted Persons	15	15	3.6	54.0	21	21	3.6	75.6
	Neighbour Dispute	63	63	3.6	226.8	42	42	3.6	151.2
	Noise By-Law	2	2	3.6	7.2	2	2	3.6	7.2
	Smoking By-Law	1	1	3.6	3.6	0	0		0.0
	Other Municipal By-Laws	0	0		0.0	4	4	3.6	14.4
	Traffic By-Law	1	1	3.6	3.6	1	1	3.6	3.6



Calls For Service (CFS) Billing Summary Report

Arnprior January to September - 2021

Billing Categories (Billing categories below do not match traditional crime groupings)		2021				2020			
		January to September	Year to Date	Time Standard	Year To Date Weighted Hours	January to September	Year to Date	Time Standard	Year To Date Weighted Hours
Operational	Assist Fire Department	2	2	3.6	7.2	1	1	3.6	3.6
	Assist Public	157	157	3.6	565.2	123	123	3.6	442.8
	Family Dispute	36	36	3.6	129.6	52	52	3.6	187.2
	Suspicious Package	1	1	3.6	3.6	0	0		0.0
	Total	624	624	3.6	2,246.4	603	603	3.6	2,170.8
Operational2	False Holdup Alarm-Accidental Trip	9	9	1.3	11.7	7	7	1.3	9.1
	False Alarm -Others	131	131	1.3	170.3	109	109	1.3	141.7
	False Alarm - Cancelled	1	1	1.3	1.3	1	1	1.3	1.3
	Keep the Peace	35	35	1.3	45.5	34	34	1.3	44.2
	911 call / 911 hang up	22	22	1.3	28.6	25	25	1.3	32.5
	911 call - Dropped Cell	18	18	1.3	23.4	31	31	1.3	40.3
	Total	216	216	1.3	280.8	207	207	1.3	269.1
Traffic	MVC (MOTOR VEHICLE COLLISION) -Master code	1	1	3.4	3.4	1	1	3.4	3.4
	MVC - Personal Injury (MOTOR VEHICLE COLLISION)	6	6	3.4	20.4	3	3	3.4	10.2
	MVC - Prop. Dam. Non Reportable	26	26	3.4	88.4	31	31	3.4	105.4
	MVC - Prop. Dam. Reportable (MOTOR VEHICLE COLLISION)	31	31	3.4	105.4	47	47	3.4	159.8
	MVC - Prop. Dam. Failed to Remain (MOTOR VEHICLE COLLISION)	3	3	3.4	10.2	4	4	3.4	13.6
	MVC - Fatal (MOTOR VEHICLE COLLISION)	1	1	3.4	3.4	0	0		0.0
	MVC - Others (MOTOR VEHICLE COLLISION)	1	1	3.4	3.4	0	0		0.0
Total		69	69	3.4	234.6	86	86	3.4	292.4
Total		1,275	1,275		5,460.1	1,291	1,291		5,469.4

Note to Detachment Commanders:

- The content of each report is to be shared by the Detachment Commander only with the municipality for which it was generated. The municipality may treat this as a public document and distribute it as they wish.
- All data is sourced from the Niche RMS application. Included are 'reported' occurrences (actuals and unfounded occurrences) for 'billable' occurrences ONLY. Data is refreshed on a weekly basis.

Report Content Last Updated:
2021/09/11

Report generated by:
Ferguson, Dawn

Report generated on:
Sep 14, 2021 1:39:08 PM
Page 6 of 7



Arnprior January to September - 2021

- The Traffic category includes motor vehicle collision (MVC) occurrences entered into Niche (UCR code 8521). MVCs are NOT sourced from the eCRS application for this report.
- Only the primary violation is counted within an occurrence.
- Time standards displayed are for the 2021 billing period.

Note to Municipalities:

- Data contained within this report is dynamic in nature and numbers will change over time as the Ontario Provincial Police continues to investigate and solve crime.
- This report is NOT to be used for crime trend analysis as not all occurrences are included.
- Data groupings within this report do not match traditional crime groupings seen in other public reports such as the OPP Police Services Board reports or Statistics Canada reporting.

CTSB STRATEGIES TO SUPPORT
FRONTLINE EFFICIENCIES
THROUGH RESPONSE, REDIRECTION, REDUCTION & AUTOMATION
YEAR 2: JANUARY 01 – AUGUST 31, 2021

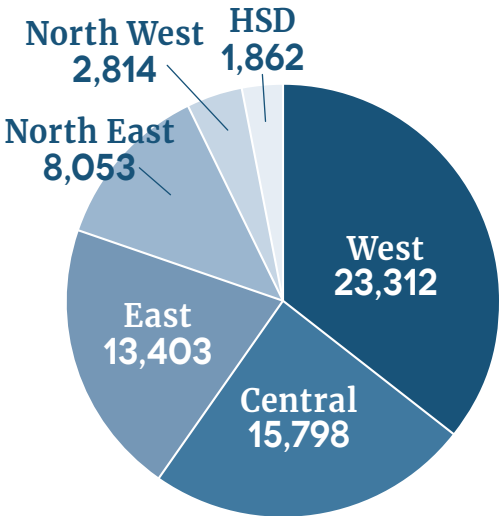
GRAND TOTAL: Year-to-Date

TOTAL FRONTLINE HOURS REALLOCATED (JAN-AUG): 231,846



9-1-1 CALL DIVERSIONS
CHANGES FOR ACCIDENTAL, UNINTENTIONAL OR UNKNOWN CALL HANDLING DIVERSION

- ✓ Total 9-1-1 calls diverted (01JAN - 31AUG): **65,242**
- Estimated time reallocated to the PCCs (YTD): **1,452 HRS**
- Estimated time reallocated to the frontline: **118,545*** HRS
* BASED ON A TWO-OFFICER RESPONSE



9-1-1 CALLS DIVERSIONS, BY REGION
2021: JANUARY 01 – AUGUST 31

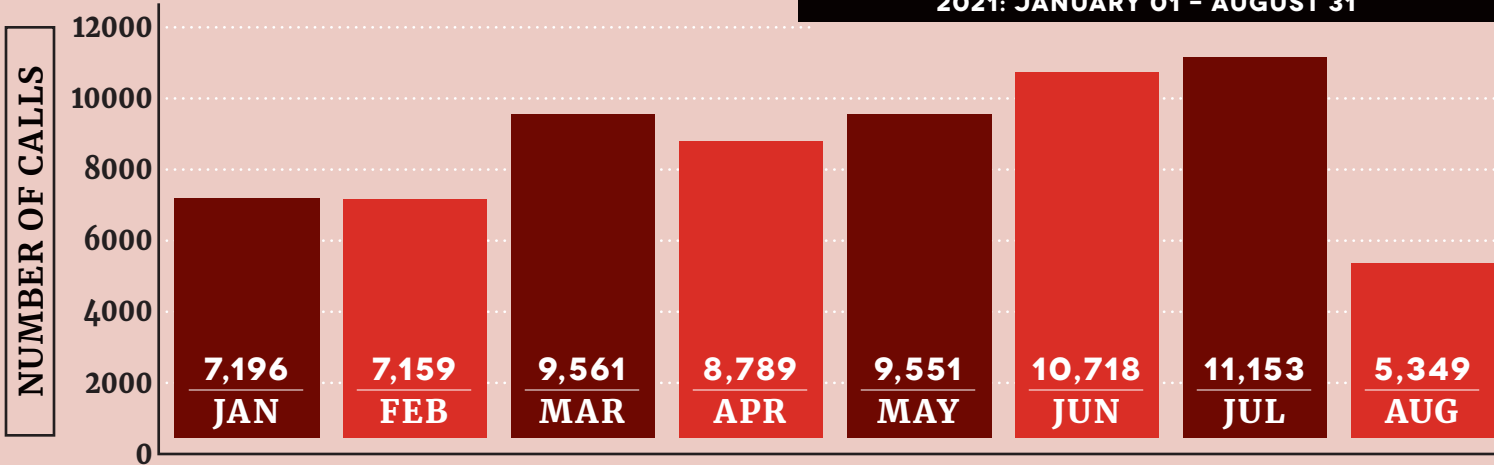
2020 FRONTLINE HOURS REALLOCATED: **262,478**



REDIRECTION
OF CALLS SENT TO THE FRONTLINE SUPPORT UNIT

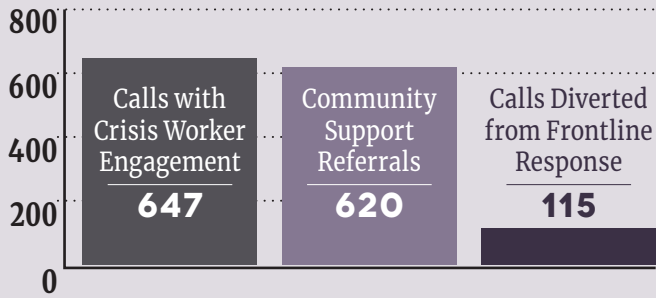
2020 FRONTLINE HOURS REALLOCATED: **169,013**

VOLUME OF CALLS REDIRECTED TO FSU
2021: JANUARY 01 – AUGUST 31



- Average time spent per report by FSU member: **1.5 HRS**
- Total approved reports (YTD): **69,476**
- Estimated time reallocated to the frontline: **104,214 HRS**

CRISIS CALLS RECEIVED, BY RESULT NOVEMBER 02 2020 - AUGUST 31 2021



DIVERSIONS

Page 14

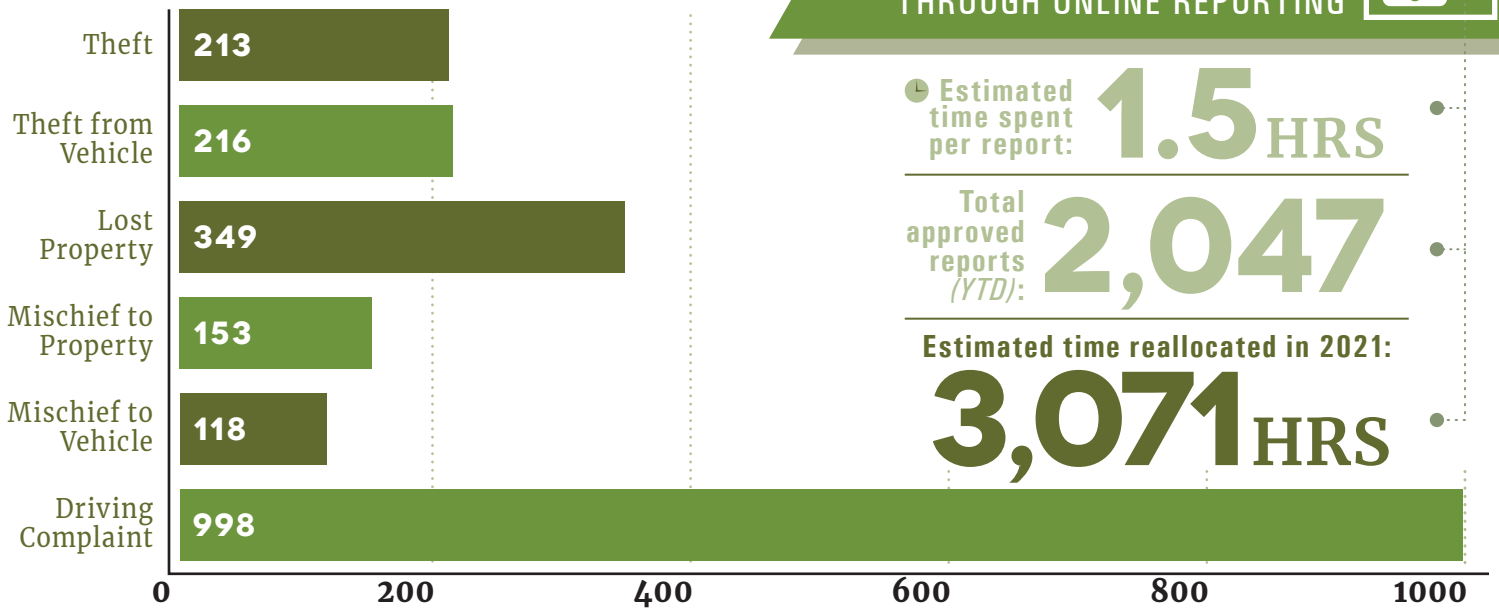
OF CALLS TO CRISIS WORKERS IN
PROVINCIAL COMMUNICATIONS CENTRES



18% Call
Diversion
Rate

*Program implemented in West
Region 02NOV2020 and in
North West Region 03MAY2021

ONLINE REPORTING TOTALS, BY TYPE 2021: JANUARY 01 - AUGUST 31



REDUCTION OF NON-EMERGENCY CALLS THROUGH ONLINE REPORTING



Estimated
time spent
per report:

1.5 HRS

Total
approved
reports
(YTD):

2,047

Estimated time reallocated in 2021:

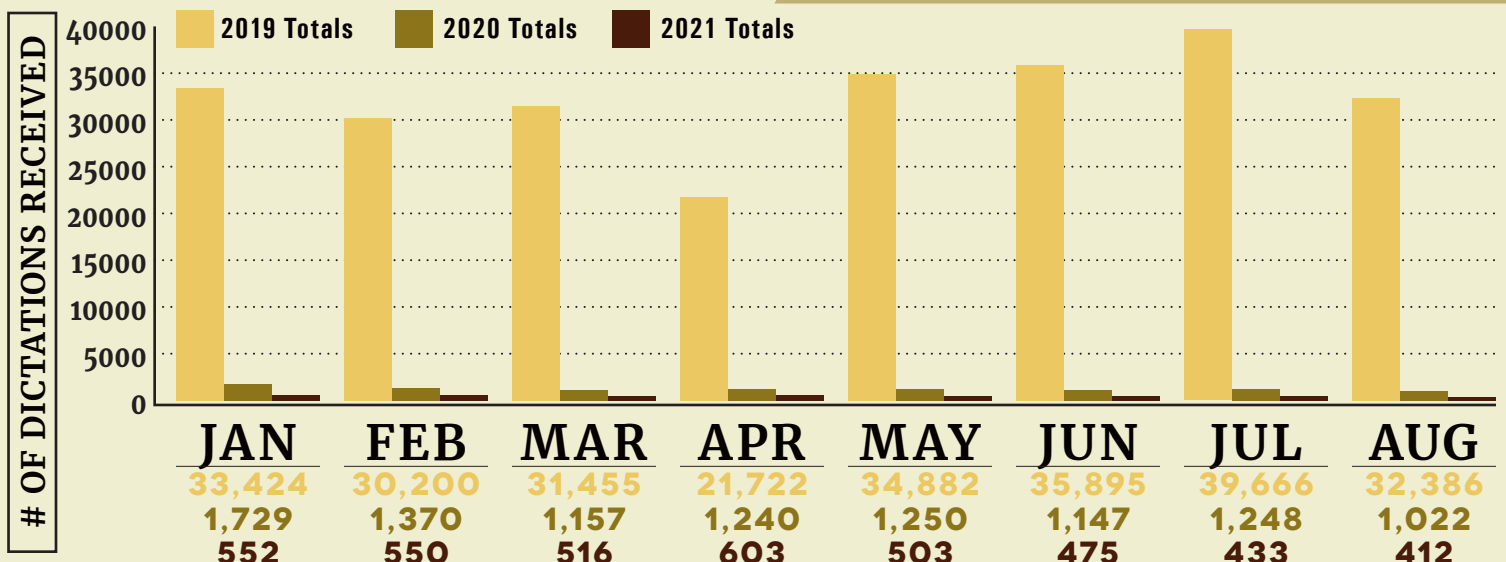
3,071 HRS

2020 FRONTLINE HOURS REALLOCATED: 8,052

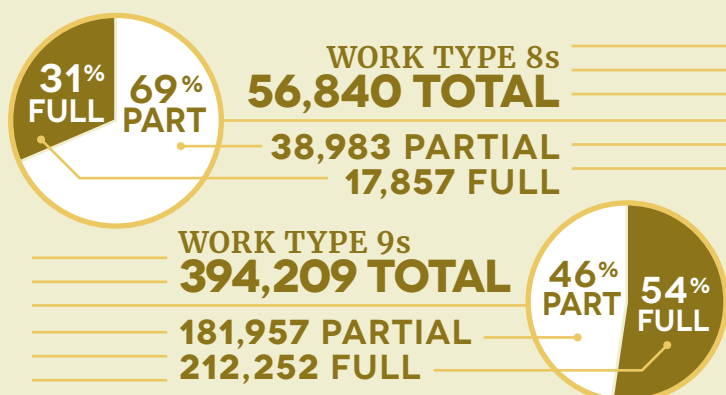
NUMBER OF APPROVED REPORTS

2020 FRONTLINE HOURS REALLOCATED: 14,402

WORK TYPE 8 & 9 DICTATIONS 2021: JANUARY 01 - AUGUST 31



Automation of WT8s began on 06AUG2019 / Automation of WT9s began on 10SEP2019



Total task
reduction to the
frontline (Y-T-D):

230,109



Estimated time
reallocated to
frontline members
(year-to-date):

6,016* HRS

*BASED ON A HISTORICAL 60% COMPLIANCE RATE



Estimated time
reallocated to
Civilian Data Entry
(year-to-date):

17,118* HRS

*BASED ON A HISTORICAL 60% COMPLIANCE RATE



Fire Department Update

Rick Desarmia, Fire Chief

Meeting Date: September 20, 2021



Fire Department

- In May, the Arnprior Fire Dept was informed of its success in an application for a Provincial grant for training funding in the amount of \$6700.00.
- The necessary bylaw process was passed by council at the May 27th meeting of Council.



Fire Department

- On June 15, 2021, the fire department engaged the online services of Stillwater Fire Learning Management System.

Recruit Training

- Recruits have joined the regular training schedule.
- The Recruit group has been divided and added into the 4 regular training groups.
- Recruits will continue to develop their basic firefighter skills and will progress to learning specialized skills of water rescue and auto extrication.

Recruit Training



Recruit Training

- Recruits have had an opportunity to participate in some live vehicle fire suppression training.
- Upon arrival of their new Structural Firefighting PPE they will be able to advance to a level of interior structural firefighting suppression training.



Training

- 2 members of the department have been successful their application to the CRRTC to attend an NFPA accredited fire officer course in November.

Prevention

- Town Council will recognize October 3rd – 9th as Fire Prevention Week.
- This year's theme is "Learn the Sounds of Fire Prevention"
- A Fire Department Open House is being considered for October 2nd to promote Fire Prevention Week.



Open-Air Burning

- To date a total of 287 burn permits have been issued in the community for the purpose of Recreational Burning.
- This is a significant increase from the 200 issued for the same period last year.



Calls for Service

- To date the Fire department has had a total of 88 calls for service this year.
- A total of 5 were calls for a fire related occurrence.
- A total of 14 calls have been for Motor Vehicle Collisions.



Calls for Service

- Based on the last 3 years trending for the same period, the average has been 111 calls for service.

Questions?



• WHERE THE RIVERS MEET •