



**Town of Arnprior  
Regular Meeting of Council: November 8, 2021**

**Correspondence Package Number A-21-NOV-11**

**Recommendation:**

**That** the Correspondence Package Number. A-21-NOV-11 be received, and that the recommendations outlined be brought forward for Council's consideration.

**Action Items:**

1. **Request for Municipal Grant – In Kind Support – Arnprior Optimistic Women's Club – Waiving of fees for Arena Ice Rental**

**That** Council of the Corporation of the Town of Arnprior receive the Municipal Grant Policy Application from the Arnprior Optimistic Women's Club; and

**Whereas** the Arnprior Optimistic Women's Club is an eligible community organization under the Municipal Grants Policy.

**Therefore Be It Resolved That** Council supports the Arnprior Women's Club, by providing in-kind support of waiving the fees for 2- hours of Nick Smith Centre Arena Ice Rental (value of approximately \$260.00), for the date of Sunday, December 12, 2021 from 2:00-2:45 pm and 3:00-3:45 pm, for a Free Skate for Families, with on ice entertainment, free gifts for each child, and a licenced raffle for parents; and

**Further That** the Arnprior Optimistic Women's Club be advised that it is mandatory to carry sufficient liability insurance and have the Town of Arnprior added as an additional insured for the event; and

**Further That** the Arnprior Optimistic Women's Club be advised that the Nick Smith Centre will determine event capacity based on the public health regulations at the time; and

**Further That** it is mandatory to follow all COVID-19 public health guidelines, including but not limited to proof of vaccination being required for all participants 12 years of age and older, social distancing, and masking where distancing is not possible.

## **2. Request by CUPE for Independent Third Party Review – OMERS' Investment Performance**

**That** Council of the Corporation of the Town of Arnprior receive the correspondence from CUPE; and

**Therefore Be It Resolved That** Council of the Town of Arnprior is calling for an immediate, comprehensive and independent third-party expert review of OMERS' investment performance and practices over the past ten years, conducted by the OMERS Pension Plan's sponsors and stakeholders; and

**Further That** such a review would, at minimum:

- a) Compare OMERS plan-level, and asset class-level performance to other comparable defined benefit pension plans and funds, OMERS internal benchmarks, and market-based benchmarks.
- b) Examine OMERS decision-making processes around the timing of various investment decisions.
- c) Assess the risk management policies and protocols that were in place and determine if they were followed and/or if they were sufficient to protect the plan from undue risk.
- d) Assess whether the disclosures provided to the OMERS Administrative and Sponsorship Boards were sufficient evidence to allow the Boards to respond appropriately and in a timely manner.
- e) Examine executive compensation, investment fees and investment costs at OMERS in comparison to other major defined benefit pension plans and funds.
- f) Examine other relevant issues identified by the third-party expert review.
- g) Make recommendations for changes at OMERS to ensure stronger returns moving forward.
- h) Issue their final report and recommendations in a timely manner.
- i) Publicly release its full report and recommendations to ensure that it is available to OMERS sponsors, stakeholders, and plan members.

**And Further That** the Council of the Town of Arnprior calls on the OMERS Administrative Corporation to:

- a) Provide all requested data, documentation and information required of the review panel to fulfill its mandate.
- b) Establish a step-by-step plan, with OMERS sponsors and stakeholders, to implement any recommendations set out in the review report.

**And Further** That this resolution be forwarded to CUPE and OMERS.

## Municipal Grants Application

<b>General Information</b>	<b>Submission Date:</b> _____		
Name of Organization:			
Street Address:			
City/Town:		Postal Code:	
Contact Person:		Position/Title:	
Telephone:		Fax Number:	
E-mail:			
What is your organization's status?	Charitable	Not-for-profit	Other
Authorization:	<p>I declare that I am authorized to sign this grant request on behalf of</p> <p style="text-align: center;">_____</p> <p style="text-align: center;">[insert name of organization]</p> <p style="text-align: center;">Allison Donnelly</p> <p style="text-align: center;">[signature]</p> <p style="text-align: center;">November 1st 2021</p> <p style="text-align: center;">_____</p> <p style="text-align: center;">[date]</p>		Name (print):
			Position/Title:
			Phone:
Please provide project/event date(s) or any relevant timelines related to this request.			



Town of Arnprior  
105 Elgin Street West  
Arnprior, ON.  
K7S 0A8  
613-623-4231

Grant Request	Please check applicable request	Brief description of request (i.e. dollar amount and/or type of in-kind support, staffing requirements)
Support Funding (complete Parts A and B)		
In-Kind Support (Partnership) (complete Parts A and B)		
In-Kind Support (Single) (complete Part A)		
Festivals and Events Support Funding (complete Parts A and B)		

NOTICE WITH RESPECT TO COLLECTION OF PERSONAL INFORMATION: Personal information collected on this application form is collected under the authority of the Municipal Act, 2001 and will be used for the purpose of processing the application and for administrative purposes. Questions about the collection and use of this information in accordance with the Municipal Freedom of Information and Protection of Privacy Act may be made to the Town Clerk, 105 Elgin Street West, Arnprior, ON K7S 0A8 or by phone: (613) 623-4231 ext. 1817.

**Part A** (to be completed for all municipal grant requests)

Organization/Grant Information	
What is the function of your organization (mandate/key objections)?	
Please provide an overview of the service, program or event being supported with this funding.	
Please explain how this service, program or event benefits the Town of Arnprior and its residents.	
<p>Does your organization use volunteers?</p> <p><b>Yes</b>      <b>No</b></p>	<p>If yes, how many volunteers are involved and in what capacity? (e.g. administration, service level, etc.)</p>

Please select target population that will benefit from this request.	<b>Age Range:</b>	<b>Number of participants benefitting from this request:</b>
	Children (Ages 0-12)	1-50
	Youth (Ages 13-18)	51-100
	Adults (Ages 19-59)	101-499
	Seniors (Ages 60+)	500-1000
		>1000

Does this request align with the Town of Arnprior's <a href="#">Strategic Plan</a> , as determined by Council? Please explain.	
<p><b><u>Key Priorities</u></b></p> <ul style="list-style-type: none"> <li>Economic Development – Attraction, retention and marketing initiatives and economic impact</li> </ul>	

<ul style="list-style-type: none"> <li>Community Well Being – Community support, arts and culture, recreational and leisure, health and well being support initiatives</li> </ul>		
<p>Has your organization received support from the Town of Arnprior in previous years?</p> <p><b>Yes                  No</b></p>	<p>If yes, please provide additional details below.</p>	
	<table border="1"> <tr> <td data-bbox="630 768 1013 879"><b>Dollar (\$) value received:</b></td><td data-bbox="1013 768 1528 879"></td></tr> </table>	<b>Dollar (\$) value received:</b>
<b>Dollar (\$) value received:</b>		
<table border="1"> <tr> <td data-bbox="630 879 1013 1100"><b>Service/ Program/ Festival/ Event grant support was received for:</b></td><td data-bbox="1013 879 1528 1100"></td></tr> </table>	<b>Service/ Program/ Festival/ Event grant support was received for:</b>	
<b>Service/ Program/ Festival/ Event grant support was received for:</b>		
<table border="1"> <tr> <td data-bbox="630 1100 1013 1507"><b>Type of grant support received:</b></td><td data-bbox="1013 1100 1528 1507"> <p>Support Funding</p> <p>In-Kind Support</p> <p>In-Kind Partnership</p> <p>Festival and Event Support Funding</p> </td></tr> </table>	<b>Type of grant support received:</b>	<p>Support Funding</p> <p>In-Kind Support</p> <p>In-Kind Partnership</p> <p>Festival and Event Support Funding</p>
<b>Type of grant support received:</b>	<p>Support Funding</p> <p>In-Kind Support</p> <p>In-Kind Partnership</p> <p>Festival and Event Support Funding</p>	
<table border="1"> <tr> <td data-bbox="630 1507 1013 1841"> <p><b>Was Town staff support provided?</b></p> <p><b>If yes, in what capacity?</b></p> </td><td data-bbox="1013 1507 1528 1841"></td></tr> </table>	<p><b>Was Town staff support provided?</b></p> <p><b>If yes, in what capacity?</b></p>	
<p><b>Was Town staff support provided?</b></p> <p><b>If yes, in what capacity?</b></p>		



Town of Arnprior  
105 Elgin Street West  
Arnprior, ON.  
K7S 0A8  
613-623-4231

**If this submission/request differs from previous year(s),  
please describe the difference?**

NOTICE WITH RESPECT TO COLLECTION OF PERSONAL INFORMATION: Personal information collected on this application form is collected under the authority of the Municipal Act, 2001 and will be used for the purpose of processing the application and for administrative purposes. Questions about the collection and use of this information in accordance with the Municipal Freedom of Information and Protection of Privacy Act may be made to the Town Clerk, 105 Elgin Street West, Arnprior, ON K7S 0A8 or by phone: (613) 623-4231 ext. 1817.



## Conditions of Assistance

- a) Any Grant funding provided by the Town of Arnprior must be applied to current expenses associated with the approved project, and not be used to subsidize any other project of the applicant, or to reduce or eliminate accumulated deficits.
- b) The Town of Arnprior must be notified in writing of any significant changes and/or purpose of the supported activity or event. In the event that the activity or event is not completed, or does not move forward, the Town of Arnprior reserves the right to request the return of any grant funding provided.
- c) Receipt of a grant does not guarantee funding the following or any subsequent year.
- d) The applicant acknowledges and agrees that the Town of Arnprior shall not be liable for any incidental, indirect, special or consequential damages, injury or any loss of use, revenue or profit of the organization arising out of or in any way related to the approved program/event/ service.
- e) Where applicable, the Town of Arnprior must be acknowledged on promotional materials related to the funded activities/event, including but not limited to brochures, print ads, programs, posters, signage and media releases, as well as websites, e-newsletters, and social media campaigns, where possible. The Marketing and Economic Development Officer will require information from the applicant, in advance on what materials/ electronic formats the Town's logo will be included on to ensure compliance with the Town's brand guidelines.
- f) The Town of Arnprior reserves the right to an onsite presence, or formal role, at Festivals and Events. Failure to acknowledge the Town's support may result in the inability of an organization to obtain grant support in future years.

AD  <hr style="width: 100%;"/> (initial)	I acknowledge that I have read and understand the Condition of Assistance for receipt of Town of Arnprior Municipal Grants. I also acknowledge that I have read and agree to follow the Town of Arnprior's Municipal Grants Policy.
--	---



80 Commerce Valley Drive E, Suite 1  
Markham, ON L3T 0B2  
Phone: 905-739-9739 • Fax: 905-739-9740  
Web: cupe.on.ca E-mail: info@cupe.on.ca

Dear Town of Arnprior Council:

On behalf of CUPE Ontario's nearly 125,000 active members of the Ontario Municipal Employees Retirement System (OMERS), I am writing today to express our serious concerns with OMERS' investment performance.

In 2020, OMERS posted a net loss 2.7%, representing three billion dollars in losses. This was during a year that comparable defined benefit pension plans and funds in Canada posted substantial investment gains. CUPE Ontario investigated further and tracked investment returns at OMERS for ten years. We found that OMERS has underperformed relative to other large pension plans and funds, as well as relative to its own benchmarks. We also found that OMERS no longer shares this critical information in their annual reporting, making it difficult for plan members to hold their investment managers accountable.

Attached you will find a report detailing OMERS investment underperformance. Also attached, you will find the analysis of a third-party actuary (PBI Actuarial consultants) who confirmed that our reasoning and conclusions were sound.

CUPE Ontario believes plan members and employers have the right to know why OMERS' investments have, over a ten-year period, underperformed other large defined benefit pension plans and funds. If OMERS had performed in line with the average large Canadian public pension plan, it would have a substantial, multi-billion-dollar surplus, versus the deficit it currently faces.

Considering the significant impact such underperformance could have on plan members and on all sponsors who hold the liabilities of the plan, **we are calling on OMERS to cooperate fully with an independent and transparent third-party review of its investment performance** transparent and accountable to plan members, sponsors like CUPE Ontario, other unions, and employers like the Town of Arnprior.

We are hoping that the Town of Arnprior Council will join our call for an independent expert review of OMERS. **We are asking you, and other municipal councils across the province, to debate the following motion or to pass a similar motion calling for a third-party expert review of OMERS.** The terms of such a review would need to be agreed upon by sponsors and they could explore whether reasonable costs could be funded from the plan.

## **Proposed Motion – Independent Review of OMERS' Investment Performance**

1. The Town of Arnprior Council is calling for an immediate, comprehensive and independent third-party expert review of OMERS' investment performance and practices over the past ten years, conducted by the OMERS Pension Plan's sponsors and stakeholders.
2. Such a review would, at a minimum:
  - a. Compare OMERS plan-level, and asset class-level performance to other comparable defined benefit pension plans and funds, OMERS internal benchmarks, and market-based benchmarks.
  - b. Examine OMERS decision-making processes around the timing of various investment decisions.
  - c. Assess the risk management policies and protocols that were in place and determine if they were followed and/or if they were sufficient to protect the plan from undue risk.
  - d. Assess whether the disclosures provided to the OMERS Administrative and Sponsorship Boards were sufficient evidence to allow the Boards to respond appropriately and in a timely manner.
  - e. Examine executive compensation, investment fees and investment costs at OMERS in comparison to other major defined benefit pension plans and funds.
  - f. Examine other relevant issues identified by the third-party expert review.
  - g. Make recommendations for changes at OMERS to ensure stronger returns moving forward.
  - h. Issue their final report and recommendations in a timely manner.
  - i. Publicly release its full report and recommendations to ensure that it is available to OMERS sponsors, stakeholders, and plan members.
3. The Town of Arnprior Council further calls on the OMERS Administrative Corporation to:
  - a. Provide all requested data, documentation and information required of the review panel to fulfill its mandate.
  - b. Establish a step-by-step plan, with OMERS sponsors and stakeholders, to implement any recommendations set out in the review report.



**PBI Actuarial Consultants Ltd.**  
Suite 1070, One Bentall Centre, 505 Burrard Street, Box 42, Vancouver, BC V7X 1M5  
pbi@pbiactuarial.ca T. 604-687-8056 F. 604-687-8074

April 27, 2021

To: Fred Hahn, President CUPE Ontario  
CUPE Ontario

From: Bradley Hough

Subject: **OMERS Performance Review**

---

### **Scope of review**

CUPE has asked PBI to review "CUPE Ontario Concerns With OMERS Investment Returns". PBI has reviewed the performance data, methods, and comparisons of OMERS with peer pension plans and funds in CUPE's report.

The intention of our review is to determine:

- a) if comparisons made between the pension plans and funds and their respective benchmarks are reasonable; and
- b) if the analysis completed by CUPE supports the conclusions of their report.

We have reviewed the performance comparisons in CUPE's report by reviewing public information provided by the plans and funds referenced. Statements of investment policies and procedures, actuarial valuation reports, annual reports and other governance documents were reviewed to add as much context around plan performance as possible with the public information available.

### **Summary**

We conclude that the comparisons made by CUPE are reasonable and show that there is a significant gap in performance between OMERS and other comparable public pension plans and funds. In our opinion, public information is unable to fully explain the performance gap. More information is required to truly understand why performance is so different between OMERS and comparable public pension plans and funds.

In our opinion, the comparisons and analysis in the report support CUPE's request for further review of performance.

### **Review**

#### **Is the choice of peer universe reasonable?**

CUPE has chosen a universe of large public sector defined benefit plans ("plans"), or public sector investment managers managing assets ("funds") including, but not exclusively, defined benefit pension plans. Scale gives public plans and funds a different opportunity set versus smaller private sector plans as a result of the size of assets and also investment opportunities. We therefore believe that CUPE's approach of focusing on a limited universe of public sector peers rather than a broader pension plan universe is reasonable and fair.

Of the universe supplied, HOOPP, OTPP, BCMPP and LAPP are easier to directly compare given they are pension plans rather than funds; however, the public sector investment managers referenced by CUPE are still useful



points of reference when looking at comparable performance. Performance of funds such as PSP, CDPQ, BCI and AIMCO suggests that client defined benefit plans are likely to have higher absolute returns than OMERS for 2020.

LAPP and AIMCO have not published full performance information for 2020.

### Would conclusions change if the universe of plans was expanded?

Defined benefit plans have different benefits, contributions, funding policies, and member demographics. Making comparisons across universes of defined benefit plans requires caution and it is difficult to draw firm conclusions. However, it is worth noting that OMERS performance is significantly below not only public peers, but wider universes of defined benefit plans.

RBC's universe of pension plans shows a median return of 9.2% for 2020<sup>1</sup>. PBI has access to the Northern Trust universe of Canadian defined benefit pension plans<sup>2</sup> and note that the median return is similar to RBC (full year 2020 median return is 9.9%). The lowest return in the Northern Trust Universe is 5% for 2020. We are not aware of an absolute return for PBI clients below 5%.

### Could 'context' such as different asset mixes driven by Plan demographics or situation explain OMERS performance?

#### a. Asset Mix

We compared asset mixes with HOOPP, BCMPP and OTPP. HOOPP has a liability driven investment strategy and has a higher fixed income allocation. BCMPP and OTPP are return focused like OMERS. OMERS has a higher proportion in real assets and credit than these plans and lower fixed income assets. OTPP has a specific inflation management strategy. However, at a high level, asset allocations between OMERS, BCMPP and OTPP make use of similar asset classes and are comparable.

Asset Class	OMERS	BCMPP	OTPP	HOOPP
Public Equity	31%	33%	19%	23%
Fixed Income	6%	21%	16%	86%
Private Equity	14%	10%	19%	13%
Real Assets	34%	27%	21%	15%
Credit/Mortgages	17%	6%	8%	0%
Inflation Sensitive	0%	0%	17%	0%
Innovation	0%	0%	2%	0%
Absolute Return Strategies	0%	0%	6%	0%
Money Market	-2%	2%	-8%	-37%

Source: annual reports as of December 31, 2020, except for BCMPP, which is as of December 31, 2019.

<sup>1</sup> The RBC pension plan universe is published by RBC Investor and Treasury Services. "All Plan Universe" currently tracks the performance and asset allocation of a cross-section of assets under management across Canadian defined benefit pension plans.

<sup>2</sup> The Northern Trust universe of defined benefit plans is provided to PBI by Northern Trust. It consists of 34 defined benefit plans ranging from \$16.4M to \$8.7B in size. Average plan assets are \$1.9B, median plan assets are \$627M as of December 31, 2020.



As the differences in performance are so large between OMERS and two plans with comparable asset mixes (albeit with some differences), more information on specific strategies within each asset class, such as style of equity manager, exposure to office, retail, and industrial real estate within real assets, use of leverage/overlay strategies and derivatives, currency hedging, and approach to liquidity management would be required to explain differences in performance.

We note that on page 43 of the OMERS 2020 Annual Report, losses were incurred on foreign currency hedging positions due to actions taken to protect liquidity. This contributed \$2.2B to the overall loss. Again, this indicates that a review, significantly beyond simple asset mix comparisons, is required to truly understand performance differentials.

Finally, understanding the role of the 'Total Portfolio Management' approach in determining asset allocations and strategies would be helpful to putting context around the asset mix choices and investment strategies.

#### **b. Membership Demographics**

We note that BCMPP and HOOPP have broadly similar membership demographics to OMERS. OTPP is more mature with a greater proportion of retirees. PBI does not believe plan demographics are different enough to render comparisons between the plans invalid.

#### **Comments on CUPE's five principal findings:**

- 1) **OMERS 10-year annualized performance was below peer group as of December 31, 2019.** PBI believes the comparisons made are reasonable and agree with the conclusion.
- 2) **OMERS performance in 2020 was significantly below peers.** PBI agrees with this conclusion and notes that expanding the peer group adds weight to this conclusion.

- 3) **OMERS does not report comparisons of its annualized long-term returns to its own benchmarks**

Page 143 of the 2020 report has a comparison of calendar year returns vs benchmarks to 2011. We could not find a comparison of annualized long term performance vs benchmarks for OMERS.

We understand benchmarks are set annually by OMERS and approved by the Administration Corporation Board. From the information made public by OMERS, we would need more detail on the methodology used to derive the absolute return benchmark to interpret performance.

- 4) **5 to 10-year returns versus 5 to 10-year benchmarks.**

PBI verified the calendar year returns shown by CUPE. We were unable independently to verify the 5 and 10-year performance versus the benchmark as this was provided verbally to CUPE by OMERS and is not published. The peer group of public plans and funds all take different approaches to benchmarking. Some use composites of public market indices/asset class benchmarks according to their target allocations. PSP uses a reference portfolio approach and HOOPP may use a liability focused benchmark. We note that comparisons of relative performance vs stated benchmarks across peer group plans are challenging because of the differences in methodology.

However, in our opinion the analysis is sufficient to show that OMERS is the only Plan underperforming their internal benchmark over a 10-year horizon. Understanding why requires a deeper understanding



of performance and benchmarking methodology beyond the information made public. In our opinion this adds weight to CUPE's request for a review of performance.

- 5) **OMERS 20-year return is not above its 20-year benchmark.** We were unable to independently verify this point as the performance versus the benchmark was provided verbally to CUPE by OMERS and is not publicly available.

### Conclusions

The comparisons made by CUPE are high level and broad by the nature of information made public. However, we believe the comparisons are reasonable and that CUPE has chosen similar public plans and funds as practically possible. Overall, we believe the analysis is sufficient to conclude that OMERS investment performance in 2020 and longer term is significantly lower than other comparable plans.

PBI would require considerably more information than made public on OMERS' total portfolio management approach, investment strategies, third party managers, asset mix policies, liquidity management approach and derivative positions to interpret performance.

In our opinion, the comparisons made demonstrate that the longer-term performance gap between comparable peers is significant and supports CUPE's request for a further, more detailed review of performance beyond the information made public.

A handwritten signature in black ink, appearing to read "Bradley Hough".

Bradley Hough, FIA, ACIA, CAIA

BH:jh

U:\T0001\0001\110\00\2021\0\C1.DOCX

# **NOT JUST ONE "TOUGH YEAR": THE NEED FOR A REVIEW OF OMERS INVESTMENT PERFORMANCE**

*May 2021*



# Executive Summary

CUPE Ontario represents nearly half of the 289,000 active members of the Ontario Municipal Employees Retirement System (OMERS) – the province's Defined Benefit (DB) pension plan for municipal, school board and certain other public sector workers.

While most pension plans had strong returns in 2020, OMERS recently reported billions of dollars of losses over the year. This has prompted CUPE Ontario to examine how OMERS investments have performed compared to other large pension plans and funds. We have also looked at how OMERS has performed against its own internal benchmarks.

We find that OMERS underperformance is not a new or a short-term problem. Specifically, we find that:

- 1) OMERS longer-term performance has significantly lagged behind other large pension funds and plans, in periods both before and after 2020 results were in.
- 2) OMERS has now fallen behind even some of its own internal longer-term return benchmarks – a troubling fact that, contrary to industry standards, is not disclosed in OMERS Annual Report.

Since investment returns fund the vast majority of pensions paid from the plan, returns are incredibly important to DB plan members. Lower investment returns may lead to members being asked to pay more into the plan, or could result in additional pressure for more benefit cuts.

Despite requests, OMERS has not committed to an independent, transparent review of its investment decisions.

CUPE Ontario feels these issues are so serious that a fully transparent expert review of OMERS investment strategies, returns, and internal performance assessment is urgently needed. This review should be conducted by the plan sponsors and stakeholders themselves (the risk-bearing parties to OMERS) and should be fully independent of OMERS staff, who have a clear conflict of interest in conducting a review of their own performance. We invite the other sponsors of OMERS, including our employer counterparts and the broader community of the plan's organizational stakeholders, to support this proposal and to work with us to conduct this review.



# Introduction

CUPE Ontario represents 125,000 plan members of the Ontario Municipal Employees Retirement System (OMERS). We are the largest sponsor in this defined benefit (DB) pension plan that is – at least in theory – jointly-controlled by plan sponsors like CUPE Ontario and other unions and employers.



**WE CONTINUE  
TO STRONGLY  
BELIEVE THAT  
DB PLANS ARE  
A MODEL WORTH  
NOT ONLY  
DEFENDING,  
BUT EXTENDING  
TO ALL WORKERS.**

CUPE Ontario strongly believes that DB pension plans are the best way to provide a decent and secure retirement for our hard-working members. Large public sector DB plans like OMERS allow for an efficient pooling and sharing of costs and risks between employers and plan members. DB plans allow members to know what their pensions will be in retirement. This security is incredibly important for plan members. However, it is not only retirees who benefit from good, secure pension benefits. DB pension plans have been shown to have positive macroeconomic effects on the economy as a whole.<sup>1</sup> The concerns we raise in this report are not concerns with the DB model itself; we continue to strongly believe that DB plans are a model worth not only defending, but extending to all workers.

For a number of years, we have been concerned with the lower level of OMERS pension fund investment returns in comparison to those of other similar plans. OMERS recently reported that the plan had a very bad year in 2020. This has led CUPE Ontario to perform a more in-depth examination of publicly-available annual reporting documents to determine how, in our view, OMERS is performing compared to the seven other large (\$50 billion+) pension plans and funds in Canada.<sup>2</sup> OMERS themselves refer to this club of large plans and funds as the “eight leading Canadian pension plan investment managers,” and occasionally takes coordinated activity with them.<sup>3</sup>

<sup>1</sup> Conference Board of Canada, “Economic Impact of British Columbia’s Public Sector Pension Plans,” October 2013, Boston Consulting Group, “Measuring Impact of Canadian Pension Funds,” October 2015, Ontario Teachers Pension Plan News Release, “New analysis confirms that defined benefit pensions provide significant benefits to Canadian economy,” October 22, 2013.

<sup>2</sup> Unless otherwise specified, the data in this document has been compiled from publicly-available annual reporting of the respective plans. With the exception of CDPQ, returns are as reported in these documents, and are net. CDPQ results were reported gross of some expenses, and have been reduced by 0.2% to best approximate a net return. Longer-term periods are annualized, and are as reported by the respective plans.

<sup>3</sup> OMERS News Release, “CEOs of Eight Leading Canadian Pension Plan Investment Managers Call on Companies and Investors to Help Drive Sustainable and Inclusive Economic Growth,” November 25, 2020.



**AS BAD AS  
OMERS  
PERFORMANCE  
WAS IN 2020,  
THIS IS NOT A  
NEW OR A SHORT-  
TERM PROBLEM**

Due to their scale, these large pension plans and funds are able to invest in asset classes that are typically not available to smaller investors or individuals. At the same time, we acknowledge that these eight plans are not completely similar: they have their own governance structures, asset mixes, risk appetites, and reporting periods, all of which are described in the public documents of the respective plans. However, we also acknowledge that many of these differences are the result of specific investment decisions made by the respective plans and funds. We therefore believe that there is value in comparing the performance of this small set of large funds, particularly over longer-term periods.

Acronym	Name	Assets Under Management (\$ Billion)	Funded Status in Most Recent Annual Report	Most Recent Annual Reporting Date
<b>CPPIB</b>	Canada Pension Plan Investment Board	410	N/A	March 31, 2020
<b>CDPQ</b>	Caisse de dépôt et placement du Québec	366	108% (RREGOP)	Dec 31, 2020
<b>OTPP</b>	Ontario Teachers Pension Plan	221	103%	Dec 31, 2020
<b>PSP</b>	Public Sector Pension Investment Board	170	111% (Public Service Plan)	March 31, 2020
<b>OMERS</b>	Ontario Municipal Employees Retirement System	105	97%	Dec 31, 2020
<b>HOOPP</b>	Healthcare of Ontario Pension Plan	104	119%	Dec 31, 2020
<b>BC MPP</b>	BC Municipal Pension Plan (investments managed by BCI, the BC Investment Management Corporation)	59 (MPP) 171 (BCI)	105%	Dec 31, 2019 (MPP) March 31, 2020 (BCI)
<b>LAPP</b>	Alberta Local Authorities Pension Plan (investments managed by Alberta Investment Management Corporation)	50 (LAPP) 119 (AIMCO)	119%	Dec 31, 2019

In some cases, the pension funds above manage the investments of several pension plans (CDPQ, PSP, BCI, AIMCO are all such cases). In those cases, we look most closely at the returns at an individual plan level for the respective client plan that most closely compares to OMERS.

We have also looked at how OMERS has performed against its own internal benchmarks.

This review has resulted in some very troubling findings which suggest that, as bad as OMERS performance was in 2020, this is not a new or a short-term problem. We found evidence that OMERS longer-term return performance has significantly lagged behind



**HIGHER  
INVESTMENT  
RETURNS WOULD  
HAVE BEEN  
BETTER FOR  
OMERS PLAN  
MEMBERS, AND  
FOR OMERS  
EMPLOYERS.**

other large pension funds and plans. We also found that OMERS has now fallen behind even some of its own internal longer-term return benchmarks – a troubling fact that, contrary to industry standards, is not disclosed in OMERS Annual Report.

Investment results are incredibly important to DB plan members because compounded returns typically fund the vast majority of the pensions that are eventually paid. OMERS indicates that investment returns are expected to fund approximately 70% of the pensions paid by the plan.<sup>4</sup> When investment returns are insufficient, it can put upward pressure on required contribution rates for both members and employers. Most other plans have now returned to pension surpluses since the global financial crisis more than a decade ago, but OMERS continues its long climb out of deficit. Contribution levels were a central talking point from OMERS when plan decision-makers removed guaranteed indexation in 2020. And we expect that, in the months to come, OMERS will once again be looking to plan members to bear the burden of plan funding issues that are, in part, a result of these investment returns. Meanwhile other pension plans, who have had better returns, are currently holding significant surpluses, many have lower contribution rates and some are even improving pension benefits.<sup>5</sup> Higher investment returns would have been better for OMERS plan members, and for OMERS employers.

Despite requests<sup>6</sup>, OMERS has not committed to an independent, transparent review of its investment decisions. Any reviews that have taken place have been behind closed doors at OMERS and have not been shared with sponsors or described in any detail. While OMERS has outlined several investment policy changes it plans to make, its overriding message remains: “the fundamentals of our long-term strategy remain sound, and we will continue to advance that strategy.”<sup>7</sup>



**A FULLY  
TRANSPARENT  
EXPERT REVIEW  
OF OMERS  
INVESTMENT  
STRATEGIES,  
RETURNS,  
AND INTERNAL  
PERFORMANCE  
ASSESSMENT  
IS URGENTLY  
NEEDED.**

**CUPE Ontario feels these issues are so serious that a fully transparent expert review of OMERS investment strategies, returns, and internal performance assessment is urgently needed. This review should be conducted by the plan sponsors and stakeholders themselves (the risk-bearing parties to OMERS) and should be fully independent of OMERS staff, who have a clear conflict of interest in conducting a review of their own performance. We invite the other sponsors of OMERS, including our employer counterparts and the broader community of the plan’s organizational stakeholders, to support this proposal and to work with us to conduct this review.**

<sup>4</sup> OMERS 2020 Annual Report, p. 2.

<sup>5</sup> HOOPP News Release, “HOOPP posts 11.42% return in 2020, surpasses \$100 billion in assets,” March 31, 2021.

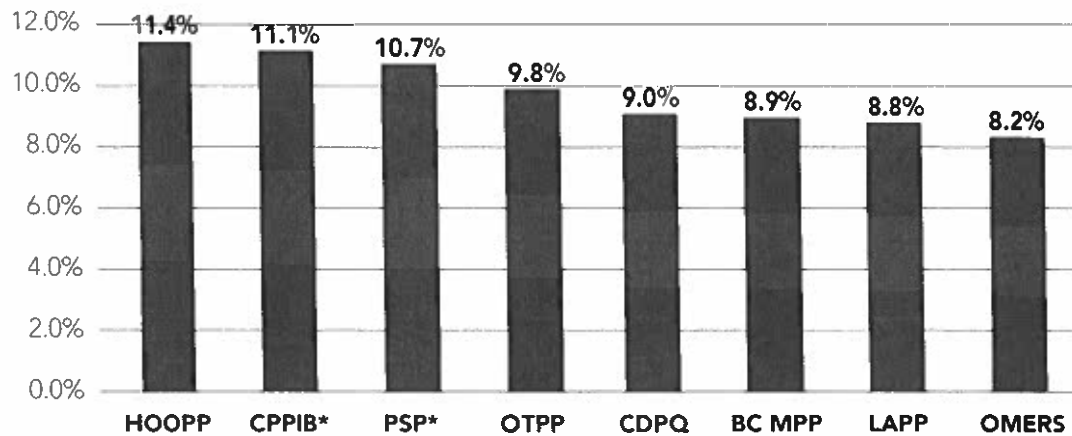
<sup>6</sup> CUPE Ontario Press Release, “We won’t pay for the mistakes of OMERS executives,” February 25, 2021.

<sup>7</sup> OMERS 2020 Annual Report, p. 23.

Our five principal findings are as follows:

1. **CUPE Ontario's concerns go beyond one "difficult" year in 2020. OMERS 10-year annualized returns trailed those of the other major funds and plans before the COVID crisis hit.**

### 10-Year Annualized Returns at 2019



\*To March 31, 2019, otherwise to Dec 31, 2019

Source: Respective Annual Reports



**THIS WAS  
A HISTORIC  
ANNUAL  
UNDER-  
PERFORMANCE  
COMPARED TO  
BENCHMARKS.**

### 2. OMERS 2020 investment performance was especially poor

OMERS 2020 annual return (-2.7%) fell far short of the plan's own benchmark for the year of +6.9%. This was a historic annual underperformance compared to benchmarks.

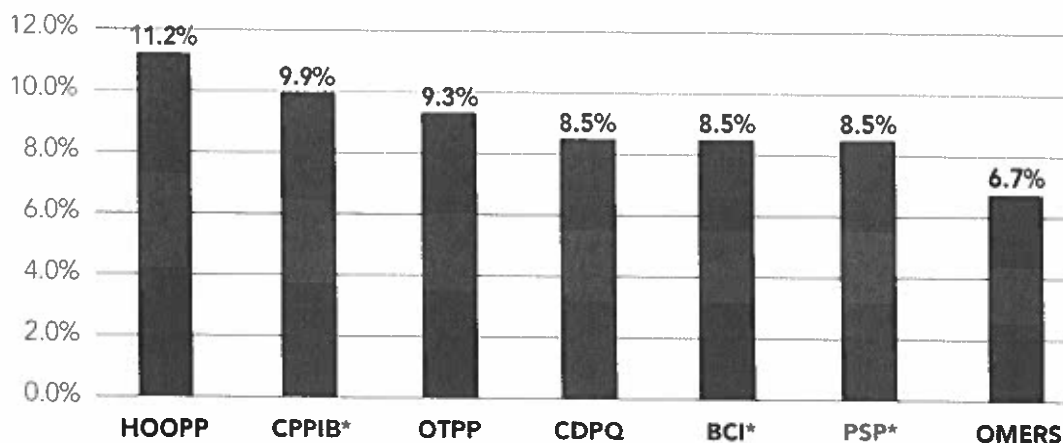
Other plans, however, have reported very strong annual returns for calendar year 2020:

2020 ANNUAL RETURNS	
HOOPP	+ 11.4%
RBC Pension Plan Universe <sup>8</sup>	+ 9.2%
OTPP	+ 8.6%
CDPQ	+ 7.5%
OMERS	- 2.7%

<sup>8</sup> RBC Investor & Treasury Services, "Canadian DB pensions post near-double-digit returns despite historic, turbulent year," January 29, 2021.

This negative result led OMERS 10-year annualized return to fall from 8.2% to 6.7%.

### 10-Year Annualized Returns at 2020



\*To March 31, 2020 otherwise to Dec 31, 2020

The chart above reports the most recent available return information for the respective funds and plans as disclosed in their annual reports. LAPP and BC MPP have yet to report their December 31, 2020 results. AIMCO has also not fully reported its 2020 results. However, BCI (the investment agent for BC MPP and other BC public sector plans) has reported its March 31, 2020 results and has been included here. The chart can be updated as more plans report their 2020 investment returns.



#### OMERS

DOES NOT  
REPORT CLEAR  
COMPARISONS OF  
THE PLAN'S LONG-  
TERM ANNUALIZED  
RETURNS TO ITS  
CORRESPONDING  
LONG-TERM  
BENCHMARKS.

### 3. OMERS does not report comparisons of its annualized long-term returns to its own benchmarks.

Benchmarking is a common practice where an investment *standard or goal* is set, against which *actual plan returns* are compared for ongoing assessment of investment performance. OMERS itself describes a benchmark as "a point of reference against which the performance of an investment is measured."<sup>9</sup> Comparisons of returns vs. benchmarks are typically done on a 1-year basis, but it is very common for long-term annualized comparisons to also be disclosed. Reporting these benchmarks is standard practice for pension plans and third-party investment managers. Even individual investment vehicles like mutual funds and ETFs typically provide details on how their performance compares to both annual and long-term benchmarks.

The OMERS Administration Corporation (AC) sets OMERS benchmarks each year, as described in the "Performance Management" section of the OMERS investment policy document.<sup>10</sup> OMERS Annual Reports describe how these benchmarks are constructed for each asset class. For many years, these reports stated that "Our goal is to earn stable returns that meet or exceed our benchmarks." OMERS Annual Reports compare OMERS single-year returns to the plan's single-year benchmarks. However, in sections describing investment performance, **OMERS does not report clear comparisons of the plan's long-term annualized returns to its corresponding long-term benchmarks.** While the Annual Report does compare performance to the plan's discount rate and a long-term return expectation set by the AC Board, it omits comparisons of the plan's long-term performance against their own long-term benchmarks.

<sup>9</sup> OMERS 2015 Annual Report, p. 131.

<sup>10</sup> OMERS "Statement of Investment Policies and Procedures – Primary Plan," January 1, 2021.



IN THE ABSENCE  
OF LONGER-TERM  
COMPARATIVE  
DATA, STAKE-  
HOLDERS  
FACE SERIOUS  
OBSTACLES IN  
EVALUATING  
PERFORMANCE

OMERS believes that “paying pensions over decades means a long-term approach.”<sup>11</sup> But in the absence of longer-term comparative data, stakeholders face serious obstacles in evaluating performance. A review of historical Annual Reports shows that OMERS had a longstanding practice of reporting these long-term comparisons, but OMERS stopped this reporting, without explanation, in 2013. **This is dramatically out of step with other pension plans and is, in our view, a serious lack of transparency from OMERS.**

	HOOPP	CPPIB	PSP	OTPP	CDPQ	BC MPP	LAPP	OMERS
Does annual report compare annualized longer-term returns to corresponding benchmarks?	YES	YES	YES	YES	YES	YES	YES	NO

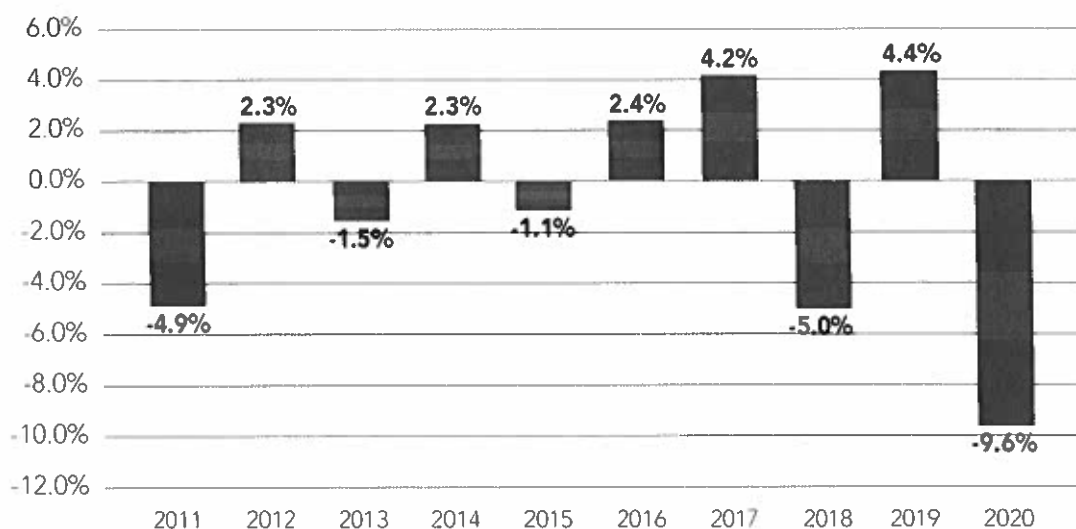


THIS IS  
DRAMATICALLY  
OUT OF STEP WITH  
OTHER PENSION  
PLANS AND IS,  
IN OUR VIEW, A  
SERIOUS LACK OF  
TRANSPARENCY  
FROM OMERS.

The OMERS Statement of Investment Policies and Procedures states that “performance reporting is consistent with industry recognized practices.”<sup>12</sup> The OMERS Statement of Investment Beliefs says that “articulating our investment goals and performance measures helps ensure clear accountability.”<sup>13</sup> We do not believe OMERS is meeting these standards of reporting and accountability on this point.

#### 4. OMERS 5 and 10-Year Returns are now below OMERS own benchmarks for these periods.

OMERS Annual Returns vs OMERS Annual Benchmark



Source: OMERS 2020 Annual Report, Ten-Year Financial Review, p. 142.

<sup>11</sup> OMERS News Release, “OMERS Reports 2020 Financial Results: paying pensions over decades means a long-term approach,” February 25, 2021.

<sup>12</sup> OMERS “Statement of Investment Policies and Procedures,” January 1, 2021. [www.omers.com/governance-manual-policies-and-guidelines](http://www.omers.com/governance-manual-policies-and-guidelines)

<sup>13</sup> OMERS “Statement of Investment Beliefs,” January 1, 2020. [www.omers.com/governance-manual-policies-and-guidelines](http://www.omers.com/governance-manual-policies-and-guidelines)

	OMERS Return	OMERS Benchmark	Difference
5-Year Annualized	6.5%	7.4%	-0.9%
10-Year Annualized	6.7%	7.3%	-0.6%

Source: Returns from OMERS 2020 Annual Report  
Annualized Long-Term benchmarks not referenced in Annual Report and were reported verbally to CUPE by OMERS on our request.

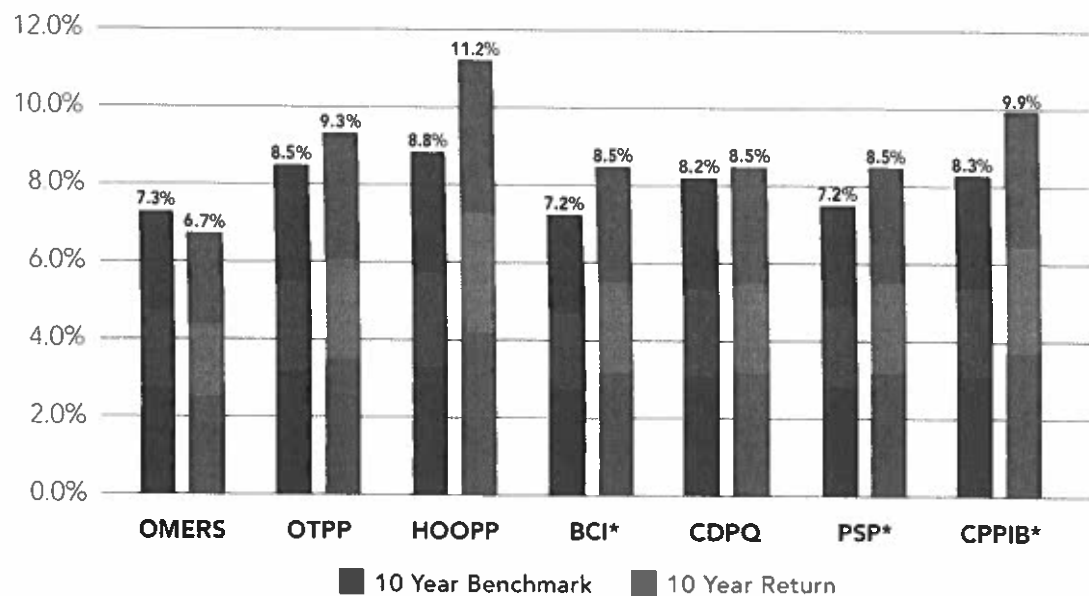
The 5 and 10-year annualized benchmark figures above were not disclosed in the OMERS 2020 Annual Report. OMERS provided these numbers verbally to CUPE Ontario upon our request. Previous OMERS Annual Reports normally included a statement that "Our goal is to earn stable returns that meet or exceed our benchmarks."<sup>14</sup> This statement appears to have been struck from the 2020 Annual Report.

We also note that, OMERS benchmarks are comparatively low over this period when examined alongside other plans. We believe this is due to a different benchmarking methodology for certain investments at OMERS compared to industry standards. The other major plans and funds that have reported 2020 results, however, are all ahead of their 10-year benchmarks as of their most recent annual reports.



THE OTHER MAJOR PLANS AND FUNDS THAT HAVE REPORTED 2020 RESULTS, HOWEVER, ARE ALL AHEAD OF THEIR 10-YEAR BENCHMARKS AS OF THEIR MOST RECENT ANNUAL REPORTS.

### 10-Year Returns vs 10 Year Benchmarks to 2020



\*To March 31, 2020 otherwise to Dec 31, 2020

<sup>14</sup> 2010 Annual Report p. 27; 2011 Annual Report p. 25; 2012 Annual Report p. 23; 2013 Annual Report p. 22; 2014 Annual Report p. 12; 2015 Annual Report p. 9; 2016 Annual Report p. 33; 2017 Annual Report p. 33; 2018 Annual Report p. 33; 2019 Annual Report p. 42; 2020 Annual Report N/A.





**HAD OMERS  
ACHIEVED  
THESE BETTER  
RESULTS,  
THE PLAN  
WOULD NOW  
HOLD A VERY  
SUBSTANTIAL  
SURPLUS.**

The impact on OMERS of these longer-term below-benchmark returns has been significant. The difference of 0.6% between OMERS actual annualized 10-year investment returns of 6.7% and its benchmark of 7.3% has meant an absolute return outcome that would have been roughly 6% higher after these 10 years (all other factors being equal). Even achieving just this benchmark return on an annualized 10 year basis would have resulted in an asset base of roughly \$6 billion higher current plan assets.<sup>15</sup> This better result would have brought OMERS reported funding level into surplus.

This difference is even greater if we were to compare the impact of OMERS investment performance to that of any of these other large plans. For example, had OMERS achieved the actual 10-year annualized returns of the OTPP of 9.3% (just below the average of the other six plans listed above), the OMERS asset base would now be (all other factors being equal) approximately 27% higher than OMERS actual asset level. In dollar-value terms, this difference represents roughly \$28 billion more in assets after the 10-year period from 2011 to 2020. Had OMERS achieved these better results, the plan would now hold a very substantial surplus.

#### **5. OMERS 20-year return is not above its 20-year benchmark.**

Upon request from CUPE Ontario, OMERS also verbally disclosed that its 20-year return is equal to its 20-year benchmark of 6%. In our view, it is troubling that the plan has not outperformed its benchmark over this long period, and that this comparison is also not disclosed in OMERS annual reporting.

<sup>15</sup> The alternative scenarios for investment performance results outlined in this section are necessarily approximate as they are based on data that is made publicly available by OMERS, and were generated using the reported OMERS asset base as at December 31, 2010 of \$53.3 billion.



# Conclusion

CUPE Ontario has serious concerns with OMERS investment performance, and with what we believe is a troubling lack of transparency about these issues. In our view, these issues cannot be dismissed as a one-year problem.



**THESE ISSUES  
CANNOT BE  
DISMISSED AS  
A ONE-YEAR  
PROBLEM.**

We anticipate that these long-term, below-benchmark investment returns are very likely to lead directly to yet another round of proposals to reduce pension benefits payable to current actives and future retirees. OMERS has already eliminated the guarantee of indexation of pension benefits for service after 2022, and OMERS management has indicated it will be examining further changes in plan design. OMERS has recently stated in writing to CUPE that “the OMERS pension plan has been facing sustainability issues for some time now and the investment results of 2020 have amplified the need to address those issues.” At the recent 2021 OMERS AGM, OMERS Sponsors Corporation CEO Michael Rolland stated that “There are no guarantees as to what decisions we will have to make based on our performance...it’s a long term performance we need to look at...the results of 2020 did have an impact...and that’s why we’re taking a look at it.”



**WE ANTICIPATE  
THAT THESE LONG-  
TERM, BELOW-  
BENCHMARK  
INVESTMENT  
RETURNS ARE VERY  
LIKELY TO LEAD  
DIRECTLY TO YET  
ANOTHER ROUND  
OF PROPOSALS TO  
REDUCE PENSION  
BENEFITS PAYABLE  
TO CURRENT  
ACTIVES AND  
FUTURE RETIREES.**

CUPE Ontario is the largest sponsor representing plan members in OMERS, with over 125,000 active members in the plan. It is true that CUPE Ontario appoints representatives to both the OMERS Administrative Corporation and the OMERS Sponsors Corporation. However, because of restrictive confidentiality rules at both boards, our representatives are unable to keep CUPE Ontario fully-informed about what is really happening at OMERS governing boards, and the decisions that are being made about our members’ hard-earned retirement savings. We do not believe this is how well-governed jointly-sponsored pension plans are supposed to function. The result is that we feel that we are a plan sponsor in name only. Our members are not being well-served by a structure that effectively cuts them out of playing the oversight function they should over their pension plan.



**WE ARE NOT  
CONFIDENT  
THAT OMERS  
MANAGEMENT  
ITSELF HAS TAKEN,  
OR IS PLANNING  
TO TAKE,  
SUFFICIENT STEPS  
TO CRITICALLY  
EXAMINE ITS OWN  
PERFORMANCE.**

These barriers will not stop CUPE Ontario from doing everything we can to ensure these concerns about OMERS investment performance are addressed. Based on their public comments to date, we are not confident that OMERS management itself has taken, or is planning to take, sufficient steps to critically examine its own performance, nor are we confident that plan members or sponsors and organizational stakeholders will receive a transparent reporting of any such review.

**Therefore, CUPE Ontario is calling on other plan sponsors from both sides of the table to work with us to commission a fully transparent and independent expert review of the investment program at OMERS. This review should be conducted in the open by the sponsors and stakeholders themselves, and not behind closed doors at OMERS. Ensuring our pension returns are as strong as they can be is not a partisan issue, nor is it an issue that the member and employer side of the table should have a difference of opinion on. We want to work with other OMERS sponsors and stakeholders to address these issues for the good of all OMERS members.**



**ENSURING OUR  
PENSION RETURNS  
ARE AS STRONG  
AS THEY CAN BE  
IS NOT A PARTISAN  
ISSUE, NOR IS IT  
AN ISSUE THAT  
THE MEMBER AND  
EMPLOYER SIDE  
OF THE TABLE  
SHOULD HAVE  
A DIFFERENCE  
OF OPINION  
ON. WE WANT  
TO WORK WITH  
OTHER OMERS  
SPONSORS AND  
STAKEHOLDERS  
TO ADDRESS  
THESE ISSUES  
FOR THE GOOD  
OF ALL OMERS  
MEMBERS.**